



KwikKraft Adventurer 5.0 Overview & Specifications



Standard Boat Specifications:

L.O.A	5.00m
Beam:	2.20m
Deadrise:	14.5 – 16.5 variable
Seats:	6 - 7
Horsepower:	315hp petrol V8
Jet Unit:	Hamilton 212



Upholstery: Custom Colour Marine grade upholstery

Seating: Bucket front seats and rear bench seat.

Paint: Topsides/deck - single solid colour
Hull - clear coat over alloy

Fuel Tank: 120lt capacity

Please note: Prices are excluding Goods & Services Tax. Boat pictured is not standard model.

10B Newnham St, Rangiora, Christchurch, 7400 New Zealand
P: +64 3 313 3560 F: +64 3 313 3921
sales@kwikkraft.co.nz www.kwikkraft.co.nz
www.youtube.com keyword 'kwikkraft'



Specifications continued:



Boat Construction:



hull: 10mm

Hull: 6mm

Bearers: 6 x 6mm longitudinal mounted with horizontal and vertical bracing at 600 centres

Topsides: 4mm

Transom: 6mm.



*Boat fully constructed using **marine** grade alloy.*

10B Newnham St, Rangiora, Christchurch, 7400 New Zealand

P: +64 3 313 3560 F: +64 3 313 3921

sales@kwikkraft.co.nz www.kwikkraft.co.nz

www.youtube.com keyword 'kwikkraft'



Standard Package Boat fixtures and features:

- Drive shaft coupling to suit application
- 1 x heavy duty bilge pump with auto float switch
- 3 way bilge switch (manual/off/auto)
- Full gauge set on dash to suit engine management
- Tinned wiring to all electrical components
- DC plug outlet for cell phone etc
- 120lt fuel tank
- Fuel breather/sender/filler
- Skin fittings
- SS Handles
- SS Hinges
- Non skid materials
- Rope guide
- Heavy duty marine battery
- Battery box
- ISO switch



Motor & Jet:

Standard Package:

1 x Mercruiser based 5.7 Litre 315HP MPI factory marine engine, fitted with:

1. Exhaust Manifold system. Aluminium centre discharge type, high rise & dry faced complete with rubber outlet adaptors.

Weight saving over cast iron amounts to approx 90kg collectively.

2. Closed Cooling system. High capacity heat exchangers with integral header tanks. Front engine mounted and plumbed.

3. SAE, rear mount, aluminium bell housings with top drive / reverse mount marine starter motors installed.

4. Full wiring looms & engine instrumentation supplied with plug in harness at engines.



Jet unit:

Hamilton 212 Jet Unit to suit above engine

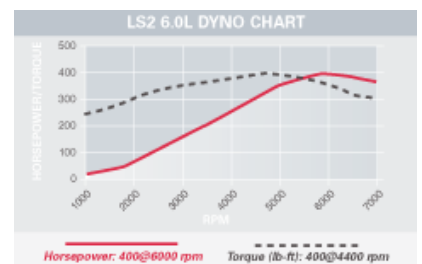


Optional Package

LS2 6.0lt 400 - 440hp V8

With the new, 400-horsepower LS2, GM have raised the bar for production-based small-block V-8 performance.

The LS2 is built on a new cylinder block, which shares much of its design with the previous LS1 V-8 design, including a deep-skirt, six-bolt-main block with structural oil pan. Subtle differences include the crankcase vent moved to the top of the valley, relocated knock sensors and the cam sensor moved to the front of the engine. The LS2's cylinder heads are high-flow pieces used previously on Corvette LS6 engines.



10B Newnham St, Rangiora, Christchurch, 7400 New Zealand

P: +64 3 313 3560 F: +64 3 313 3921

sales@kwikkraft.co.nz www.kwikkraft.co.nz

www.youtube.com keyword 'kwikkraft'




High-tech features, such as an electronically controlled throttle, make the LS2 a state-of-the-art performer.

The LS2 crate engine comes complete with a composite intake manifold, electronically controlled 90 mm throttle body, fuel rail with injectors, balancer, exhaust manifolds, and water pump. Engine is then fully marinated before installation.



Jet Unit: Scott 852 WaterJet



10B Newnham St, Rangiora, Christchurch, 7400 New Zealand
P: +64 3 313 3560 F: +64 3 313 3921
sales@kwikkraft.co.nz www.kwikkraft.co.nz
www.youtube.com keyword 'kwikkraft'



Various Trailer Options Available



Single Axle Trailers from \$5,200 un-braked

Single Axle Trailers from \$6,150 braked

Tandem Axle Trailers from \$6,500 un-braked

Tandem Axle Trailers from \$7,400 braked



Optional Extras:

Optional Extras:		
Hydraulic trim & reverse, steering		
Fusion Stereo head unit with CD player or MP3		
iPod docking station		
7" Marine Speakers		
400w 2 channel Marine AMP		
Engine cover with hydraulic struts		
Jet unit protector bar for 212 – welded		
Jet unit protector bar for 212 – removable		
Rear Wing		
Painted Hull / Topsides		
Hinged Rear Seat		
Upholstered Side Panels		
Boat road cover		



Notes:

Boats are built to Rule 80 MSA standards in New Zealand

All boats are built to a very high standard of workmanship

Quality materials and components are used